



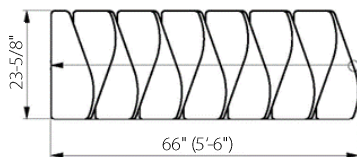


Los Angeles

valid from
12/19/23

	Los Angeles
Floor/Landing	66" x 25-5/8" (incl. railing)
Max. floor to floor height	117-3/8"
Max. floor to floor height with 1 height extension	126-3/8"
Tread depth	8-1/4"
Rise	7-1/2" – 9"
Free passage width	23-5/8"
Railing height	35-3/8"
Central stringer	4-3/4" x 3-1/8"
Tread thickness	1-3/8"
Handrail diameter	1-5/8"

Assembling option



Steps	Solid beech or solid beech walnut stained, lacquered
Handrail	Solid beech or solid beech walnut stained, lacquered
Central stringer	Steel powder coated in grey, black or white
Balusters	Steel powder coated in grey, black or white
Horizontal rods	Stainless steel
Number of treads	13