

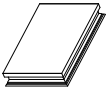



748-DRL FAKRO flat access roof light opened manually

DRL							
DRL	Rough opening		Outside frame		Max. clearance		α
	R[inch]	O[inch]	S[inch]	L[inch]	X[inch]	Y[inch]	
30"x30"	29¾"	29¾"	39 ⅞"	39 ⅞"	27 ¼"	27 ¼"	80°
30"x36"	29¾"	34 ⅞"	39 ⅞"	44 ⅞"	27 ¼"	32 ¼"	80°
36"x36"	34 ⅞"	34 ⅞"	44 ⅞"	44 ⅞"	32 ¼"	32 ¼"	80°
			DRL	BITUMINOUS ROOFING EPDM			
							
Vertical and horizontal cross-section: DRL FAKRO Flat Roof Access Window				FORMAT: A4		SCALE: 1:10/1:5	DATE: 05.2019



Warning! The present drawing is for informational-demonstrative purposes only and as such cannot constitute a basis for performance. All dimensions presented in this drawing should be verified on site. Because of the fact that the drawing is a schematic one, FAKRO shall not assume any responsibility for the actual installation quality on the roof. This drawing is FAKRO's property and cannot be published or used publicly without our written consent.