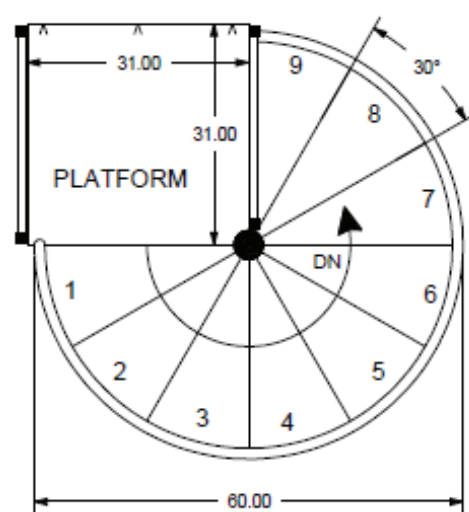
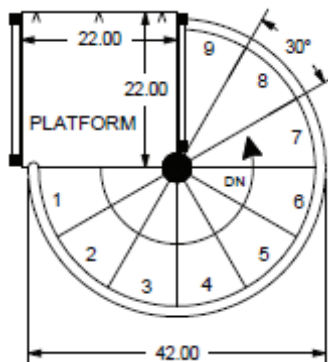


Diameter Measurements

The recommended opening should be at least 2" wider than the staircase's diameter.

Please refer to the following chart for more diameter measurement information.

Stair Diameter	Floor Opening
42" (3'6")	44"
60" (5'0")	62"

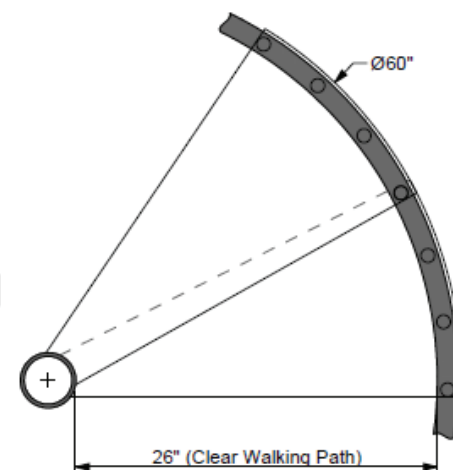
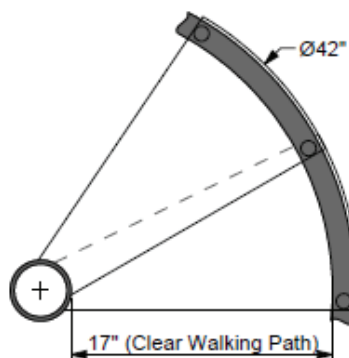


Walking Path Measurements

The clear walking path is the measurement from the inside of the column to the inside of the handrail and will vary by model and diameter choice.

Please refer to the following chart for more walking path measurement information.

Stair Diameter	Clear Walking Path
42" (3'6")	17"
60" (5'0")	26"



Elevation Measurements

The Reroute Collection is offered in various tread counts to cover a multitude of height application. Each tread is adjustable from 8 1/2" to 9 1/2" between treads. Floor to Floor height is measured from the lower floor to the top of the floor above. Please refer to the chart below to find the proper tread count for your installation application.

Tread Count	Floor to Floor Measurements	
	Height Min	Height Max
9	85"	95"
10	93.5"	104.5"
11	102"	114"
12	110.5"	123.5"
13	119"	133"
14	127.5"	142.5"
15	136"	152"

Please call (888) 243-3339 or visit stairwayshop.com/page/contact/ for additional information, assistance, or questions.

Elevation Measurements (continued)

